



# Torqo II™

...ADDING A NEW TWIST TO CAP TESTING

With almost 50 years of experience and a commitment to excellence, Vibrac has established itself as the worldwide leader in the manufacture of Torque Test Equipment for both production and laboratory applications.

The **Torqo II** combines the features of the 15-year-old, factory floor proven Torqo with the latest in HMI (*Human Machine Interface*) technology to bring cap torque testing to a new level of accuracy and simplicity.

### Torqo II Features

- Compact Size
- Windows Based Software
- Constant Speed Drive
- Simple Touch Screen programming
- Automatic testing and data logging
- Completely calibratable in the field
- NIST traceable calibration
- Mechanical overload protection
- Instant on: no warm-up period
- No analog circuits, 100% digital
- Wide operating temperature range
- USB Flash Drive Backup
- RS 232 output port
- Non-destructive testing
- Full one-year warranty

How **Easy** is it to operate the Torqo II?

1

Select a Product to Test



2

Touch "Open"



3

View the Test Data & Curve

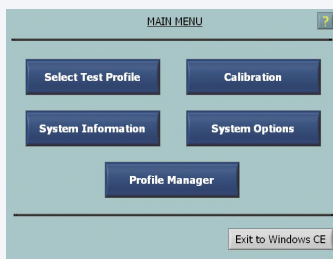


# A variety of tests to meet every need.

- **Removal Test** – Designed to measure the torque required to open a threaded closure.
- **Incremental Test** – Designed to measure the torque required to open a threaded closure and then reapply it to a position that will prevent leakage.
- **Bridge Test** – Designed to measure the torque required to both open a threaded closure and then break the bridges of the tamper evident band.
- **Reverse Ratchet Test** – Designed to measure the torque required to rotate a child-resistant cap in its free state.
- **ROPP Test** – Designed to measure the torque required to open, break the bridges and then strip the threads on a Roll-On Pilfer Proof cap.
- **Close Test** – Designed to apply a cap to an exact torque, thus enabling the Torqo II to be used as a precision capper.

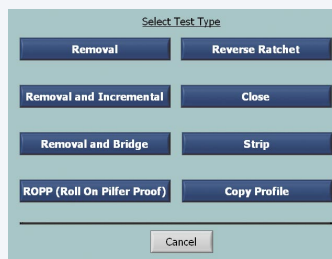
## System Features

The Main Menu displays all of the Torqo II programming categories.



## Select a Test Type

Simply touch a button to select a test.



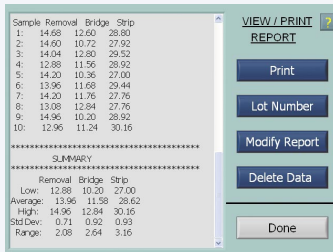
## System Options

Select those test features that best suit the application.



## Timely Information

Save money with the early detection of problems.



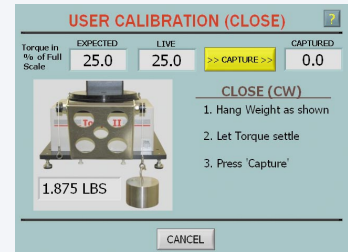
## Using the Gold Bottle

A quick and easy calibration check.



## Calibration in the Field

Simply observe the pictures and follow the on screen, step-by-step procedure.



## General Specifications

The torque ranges and accuracies displayed in the following table are all inclusive. Testing can be destructive or non-destructive, depending on the cap and bottle design.

The resolution of all models is 0.1%.

Model No.	Max Torque (lb-in)	Accuracy +/- % FS
1590-10	10	0.5
1590-20	20	0.5
1590-30	30	0.5
1590-40	40	0.5
1590-50	50	0.5
1590-100	100	0.5
1590-200	200	0.5

## Operating Environment

**Temperature Range:** 32° F to 100° F (0° C to 40° C)

**Humidity Range:** Up to 90% (non-condensing)

**System Weight:** 125 lbs / 57 kg

# Vibrac®

**Vibrac LLC**  
 16 Columbia Drive  
 Amherst, NH 03031  
 USA  
 Tel: (+1) 603.882.6777  
[www.vibrac.com](http://www.vibrac.com)  
[sales@vibrac.com](mailto:sales@vibrac.com)

**Vibrac Europe Ltd**  
 22 Mill Green  
 Shardlow  
 Derbyshire DE722WE  
 England  
 Tel: (+44) 845.055.9626  
[www.vibrac-europe.com](http://www.vibrac-europe.com)  
[info@vibrac-europe.com](mailto:info@vibrac-europe.com)